APPLICATION SETUP
PURCHASING

Author: William A. Green, Jr.

Creation Date: June 17, 2011

Last Updated: June 30, 2011

Version: 1

Approvals:

_____

William Green _____

Copy Number _____

Document Control

Change Record

Date	Author	Version	Change Reference
17-Jun-11	William A. Green, Jr.	1	No previous document

Reviewers

Name	Position

Distribution

Copy No.	Name	Location
1	Library Master	Project Library
2		Project Manager
3		
4		

Contents

Document Control ii
Define Category Codes 5
Define Category Sets 6
Purchasing 6
Define Default Category Sets 7
Define Units of Measure/Conversions 8
Units of Measure 8
Define Jobs 9
Add Values 9
Define Jobs 9
Assign Jobs 11
Define Approval Groups 12
Assign Approval Groups 18
Define Document Types 20
Define Buyers 22
Define Line Types 23
Define Transaction Reasons 24
Define Purchasing Options 25
Define Receiving Options 26
GME INV - Item Master 26
GME IO - Invoice Only 26
Open Purchasing Periods 27
Open Inventory Periods 28
GME IO - Invoice Only 28
GME INV - Item Master 29
Define Suppliers 30
Start the Purchasing Database Administrator 31
Set Up Transaction Managers and Resubmission Levels 33
Define Invoice Matching Tolerances 34
Update Payables System Set Up 35
Update Payables Options 36

Company Confidential - For internal use only

Define Purchasing Profile Options 37
Open and Closed Issues 41
Open Issues 41
Closed Issues 41

Define Category Codes

Navigation: Set Up ➔ Items ➔ Categories ➔ Category Codes

Categories

Structure Name	Category	Description	Enabled	Inactive On	Viewable by Supplier	[ ]
PO Item Category	Consumables	Consumables	☑		☑	
PO Item Category	Gaylord	Gaylord	☑		☑	
PO Item Category	Gaylord Lids	Gaylord Lids	☑		☑	
PO Item Category	EO Containers	EO Containers	☑		☑	
PO Item Category	Liners	Liners	☑		☑	
PO Item Category	Tape	Tape	☑		☑	
PO Item Category	Wrap	Wrap	☑		☑	
PO Item Category	Adhesives	Adhesives	☑		☑	
PO Item Category	Seals	Seals	☑		☑	
			☐		☐	

Define Category Sets

You need to define category sets to create different category grouping schemes. Category sets group your categories into functional areas, such as inventory, cost, purchasing, order entry, and so on. You can associate different flexfield structures with each category set, thereby introducing different naming structures for your categories. You may only group categories with the same flexfield structure as the category set in a single category set. For example, the categories *metal*, *rubber*, and *paper* might be members of the **Inventory** category set, while *taxable* and *non-taxable* might be members of the **Cost** category set. You can also a create category set such as **Priority**, with members like *high*, *medium*, and *low* and use it as your personal item grouping mechanism for a report.

Navigation Path: Setup ➔ Items ➔ Categories ➔ Category Sets

Purchasing

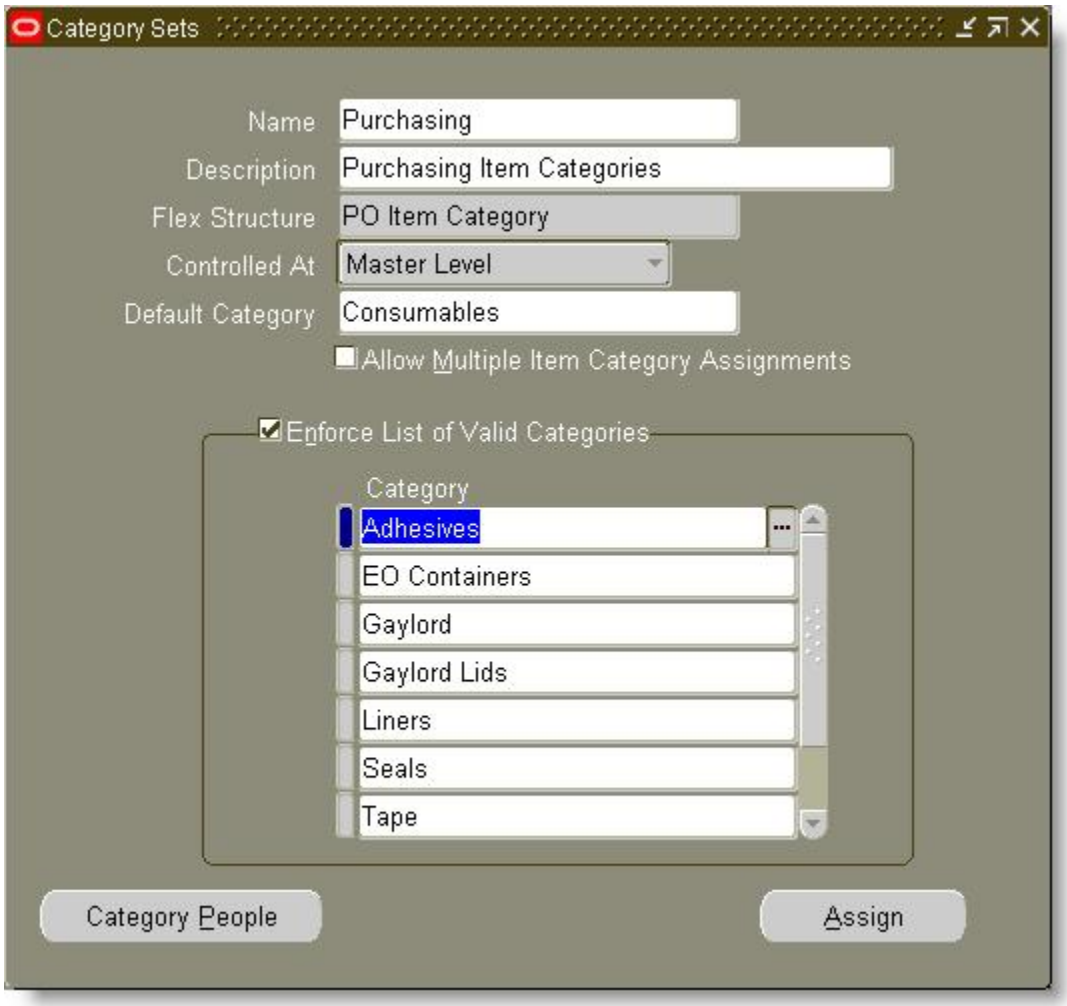

Define Default Category Sets

When you install Oracle Inventory, you must assign a default category set to each of the following functional areas: Inventory, Purchasing, Order Management, Costing, Engineering, and Planning. Product Line Accounting is seeded with the Inventory category set. Inventory makes the default category set mandatory for all items defined for use by a functional area. If your item is enabled for a particular functional area you cannot delete the item's corresponding default category set assignment. Default category sets are required so that each functional area has at least one category set that contains all items in that functional area.

Navigation Path: Setup ➔ Items ➔ Categories ➔ Default Category Sets

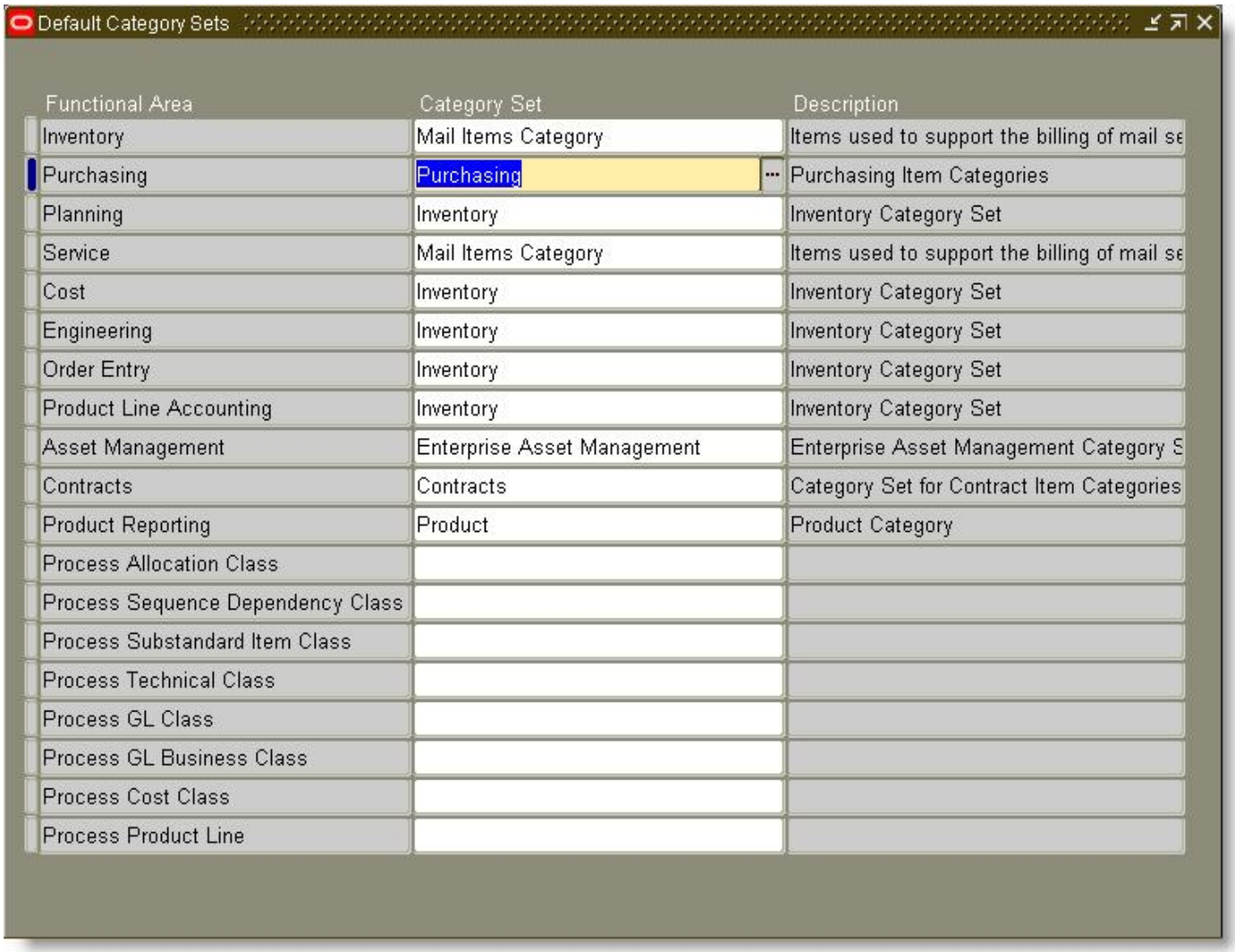

Functional Area	Category Set	Description
Inventory	Mail Items Category	Items used to support the billing of mail se
Purchasing	Purchasing	Purchasing Item Categories
Planning	Inventory	Inventory Category Set
Service	Mail Items Category	Items used to support the billing of mail se
Cost	Inventory	Inventory Category Set
Engineering	Inventory	Inventory Category Set
Order Entry	Inventory	Inventory Category Set
Product Line Accounting	Inventory	Inventory Category Set
Asset Management	Enterprise Asset Management	Enterprise Asset Management Category S
Contracts	Contracts	Category Set for Contract Item Categories
Product Reporting	Product	Product Category
Process Allocation Class		
Process Sequence Dependency Class		
Process Substandard Item Class		
Process Technical Class		
Process GL Class		
Process GL Business Class		
Process Cost Class		
Process Product Line		

Define Units of Measure/Conversions

Units of Measure

Units of measure are used by a variety of functions and transactions to express the quantity of items. Defining units of measure is the second step in unit of measure management.

Navigation Path: Setup ➔ Units of Measures ➔ Units of Measure.

Class	UOM	Conversion
Quantity	Bx - Box	1 Bx = 1 EACH
Quantity	Ro - Roll	1 Ro = 1 EACH

Company Confidential - For internal use only

Define Jobs

Add Values

Navigation: Set Up ➔ Flexfield ➔ Key ➔ Values

Segment Values

Value Set | Key Flexfield | Descriptive Flexfield | Concurrent Program

Title: Job Flexfield
Structure: HR_JOB_FLEXFIELD
Independent Segment: Job Title
Dependent Segment:
Independent Value:
Value Description:

Values (Job Title)

Values, Effective | Values, Hierarchy, Qualifiers

Value	Translated Value	Description	Enabled	From	To	[ ]
VP, Customer Impl	VP, Customer Impl		✓			
VP, Human Resour	VP, Human Resou		✓			
VP, IT	VP, IT		✓			
VP, Postal Relatior	VP, Postal Relatior		✓			
VP, Process Impro	VP, Process Impro		✓			
VP, Sales Operatio	VP, Sales Operatic		✓			
Purchasing Manag	Purchasing Manag		✓			

Define Child Ranges | Move Child Ranges | View Hierarchies

Define Jobs

Navigation: Set Up ➔ Personnel ➔ Jobs

Below is a complete list of all of the jobs defined:

- Purchasing Manager.

Assign Jobs

Navigation: Set Up ➔ Personnel ➔ Employees

Person Information

Name Green, William Number 184

Address | Assignment

Assignment Number 184 Job Purchasing Manager.
Position Supervisor ABEYESUNDERE, SHANTHINI
Organization GME BG Billing Title

Accounting Information
Ledger GME Ledger (USD)
Default Expense Account 10.107.502201.00.000.00000 Global MailExpress, Inc.MIA - Miami.Customer F

Location Address
Location HQ Style United States (International)
Address 3000 Centre Parkway, Suite 100...Atlanta.Fulton.GA.30344-8137.United Sta

Below is a complete list of all employee job assignments:

Employee	Jobs
William A. Green, Jr.	Purchasing Manager.

Define Approval Groups

Use the Approval Groups window to define and update approval groups. Once you have defined an approval group here, you can then use it to assign approval functions to jobs or positions in the Approval Assignments window. You cannot delete an approval group that is used in an active assignment. You can enable or disable the entire approval group, or you can enter inactive dates for individual approval rules.

Navigation: Set Up ➔ Approvals ➔ Approval Groups

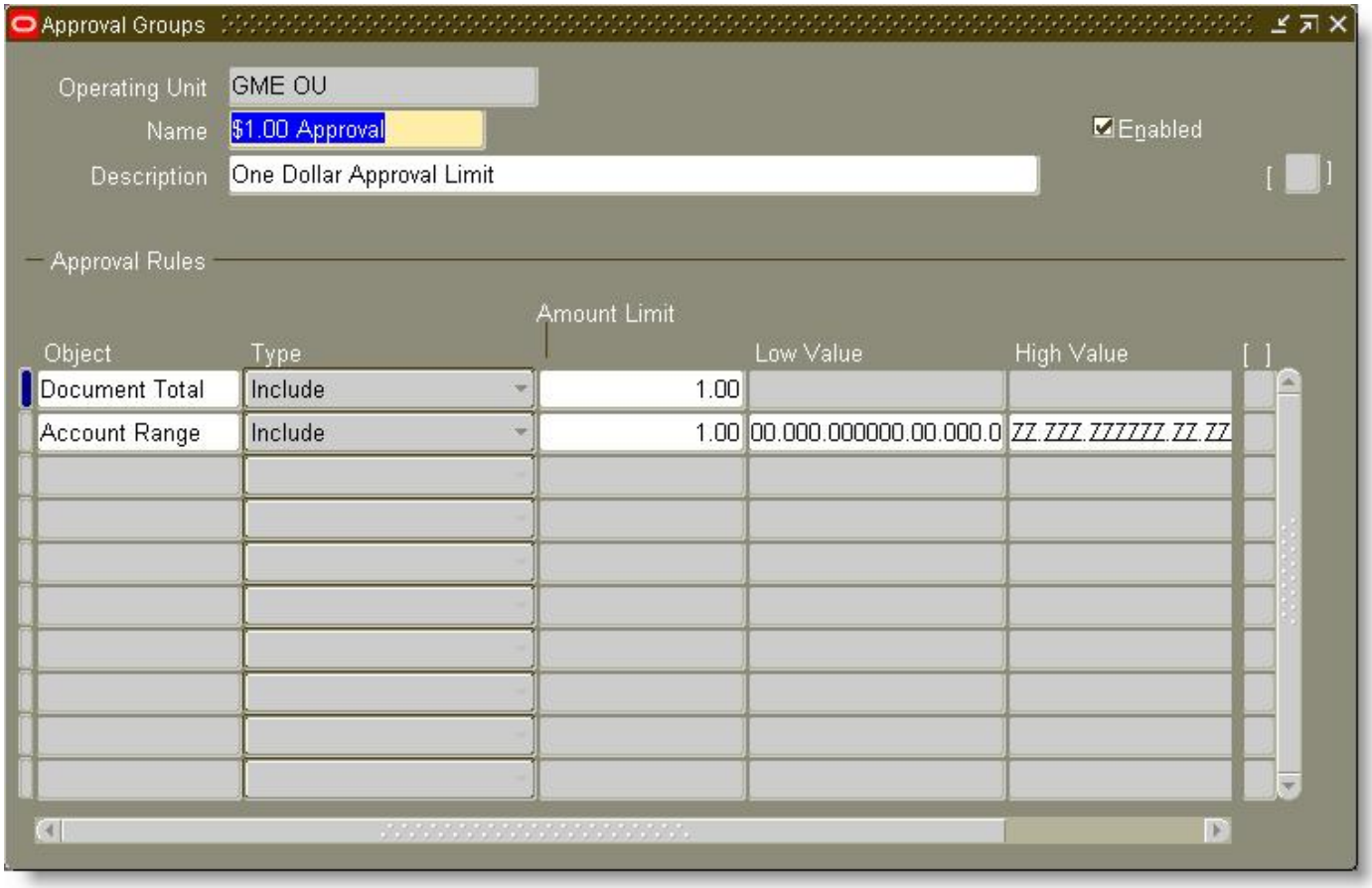

Approval Groups

Operating Unit: GME OU

Name: 10K Approval

Enabled

Description: Approval authority up to $10,000

Approval Rules

Object	Type	Amount Limit	Low Value	High Value
Document Total	Include	10,000.00		
Account Range	Include	10,000.00	00.000.000000.00.000.0	ZZ.ZZZ.ZZZZZZ.ZZ.ZZ

Company Confidential - For internal use only

Approval Groups

Operating Unit: GME OU

Name: 1K Approval

Enabled

Description: Approval authority up to $1,000

Approval Rules

Object	Type	Amount Limit	Low Value	High Value
Document Total	Include	1,000.00		
Account Range	Include	1,000.00	00.000.000000.00.000.0	ZZ.ZZZ.ZZZZZZ.ZZ.ZZ

Approval Groups

Operating Unit: GME OU

Name: 2.5K Approval

Enabled

Description: Approval authority up to $2,500

Approval Rules

Object	Type	Amount Limit	Low Value	High Value
Document Total	Include	2,500.00		
Account Range	Include	2,500.00	00.000.000000.00.000.0	ZZ.ZZZ.ZZZZZZ.ZZ.ZZ

Company Confidential - For internal use only

Approval Groups

Operating Unit: GME OU

Name: 250K Approval

Enabled

Description: Approval authority up to $250,000

Approval Rules

Object	Type	Amount Limit	Low Value	High Value
Document Total	Include	250,000.00		
Account Range	Include	250,000.00	00.000.000000.00.000.0	ZZ.ZZZ.ZZZZZZ.ZZ.ZZ

Approval Groups

Operating Unit: GME OU

Name: 25K Approval

Enabled

Description: Approval authority up to $25,000

Approval Rules

Object	Type	Amount Limit	Low Value	High Value
Document Total	Include	25,000.00		
Account Range	Include	25,000.00	00.000.000000.00.000.0	ZZ.ZZZ.ZZZZZZ.ZZ.ZZ

Approval Groups

Operating Unit: GME OU

Name: 50K Approval

Enabled

Description: Approval authority up to $50,000

Approval Rules

Object	Type	Amount Limit	Low Value	High Value
Document Total	Include	50,000.00		
Account Range	Include	50,000.00	00.000.000000.00.000.0	ZZ.ZZZ.ZZZZZZ.ZZ.ZZ

Approval Groups

Operating Unit: GME OU

Name: 5K Approval

Enabled

Description: Approval authority up to $5,000

Approval Rules

Object	Type	Amount Limit	Low Value	High Value
Document Total	Include	5,000.00		
Account Range	Include	5,000.00	00.000.000000.00.000.0	ZZ.ZZZ.ZZZZZZ.ZZ.ZZ

Approval Groups

Operating Unit: GME OU

Name: Unlimited

Enabled

Description: Unlimited approval authority

Approval Rules

Object	Type	Amount Limit	Low Value	High Value
Document Total	Include	999,999,999,999,99		
Account Range	Include	999,999,999,999,99	00.000.000000.00.000.0	ZZ.ZZZ.ZZZZZZ.ZZ.ZZ

Assign Approval Groups

Use the Assign Approval Groups window to assign approval groups and approval functions to positions or jobs. If you are using approval hierarchies (the Use Approval Hierarchies option in the Financials Options window is enabled), you must first use the Approval Groups window to establish rules for your approval groups. Then you can assign approval groups to positions in this window. When you are not using approval hierarchies, you can use this window to assign approval groups and approval functions to jobs within your organization.

Navigation: Set Up ➔ Approvals ➔ Approval Assignments

Below is a table listing all of the approval assignments:

Job	Approval Group	Function
Purchasing Manager.	250K Approval	Approve Internal Requisitions
Purchasing Manager.	250K Approval	Approve Purchase Requisitions
Purchasing Manager.	250K Approval	Approve Blanket Purchase Agreements
Purchasing Manager.	250K Approval	Approve Blanket Releases

Job	Approval Group	Function
Purchasing Manager.	250K Approval	Approve Standard Purchase Orders
Purchasing Manager.	250K Approval	Approve Scheduled Releases
Purchasing Manager.	250K Approval	Approve Contract Purchase Orders
Purchasing Manager.	250K Approval	Approve Planned Purchase Orders

Define Document Types

Use the Document Types window to define access, security, and control specifications for all Purchasing documents. You cannot enter new document types; you can enter new document subtypes only for RFQs and quotations. All of the setups for each document type will be the same, with the exception of Purchase requisitions which has two additional parameters, "AutoCreate Workflow" and "AutoCreate Workflow Startup Process". A diagram of the purchase requisition setups follows.

Navigation Path: Setup ➔ Purchasing ➔ Document Types.

The Document Types are:

- Blanket Purchase Orders
- Contract Purchase Orders
- Planned Purchase Orders
- Standard Purchase Orders
- Bid Quotation
- Standard Quotation
- Blanket Release
- Scheduled Release
- Bid RFQ
- Catalog RFQ
- Internal Requisition
- Purchase Requisition

All documents will have the following settings:

- Owner can approve their own documents
- Only the owner of the document can view and edit their documents
- The forwarding method will be hierarchy
- Can change the Forward-To

By default, requisitions are set to use AME. We will disable AME for approvals. To do so, you must clear the value for Approval Transaction Type.

Update Document Type: Requisition Purchase for GME OU - Microsoft Internet Explorer

File Edit View Favorites Tools Help

Address http://s001mxp01.mailexpressinc.com:8000/OA_HTML/OA.jsp?OAFunc=PO_SETUP_DOCUMENT_TYPES&docType=%7B!swfpAzjOrsIXIZEIMaKFC0wEDvU7wIVqbpC9.Arbmps%7D&docTypeCode=%7B!!iCs9qTpmh0FyLHPxSWUWnQ%7D&docSubtype=%7B!!jAR4eXc.SEJvJ7FpJINE0A%7D&pageType=u

Links Google MExpMail MExpCRP MExpPROD MExpB1 MExpUAT Gmail MExpTEST My Oracle Support

ORACLE Purchasing

Diagnostics Preferences Personalize Page Close Window

Update Document Type: Requisition Purchase for GME OU

* Indicates required field

Cancel Apply

* Document Name Purchase Requisition

Approval

- [x] Owner Can Approve
- [ ] Approver Can Modify
- [x] Can Change Forward-To
- [ ] Can Change Forward-From
- [ ] Can Change Approval Hierarchy

Approval Workflow: Requisition

Workflow Start Process: Main Requisition Approval

Approval Transaction Type:

Forward Method: Hierarchy

Control

Security Level: Public

Access Level: Full

Autocreate Workflow: PO Create Documents

Autocreate Workflow Start Process: Overall Document Creation/Launch

- [ ] Use Contract Agreements for Auto-Sourcing

Cancel Apply

Diagnostics Preferences Personalize Page Close Window

About this Page Privacy Statement

Copyright (c) 2006, Oracle. All rights reserved.

Define Buyers

Use the Buyers window to define and maintain your buyers. Buyers can review all requisitions using the Requisitions window, and *only* buyers can enter and AutoCreate purchasing documents.

Navigation: Set Up ➔ Personnel ➔ Buyers

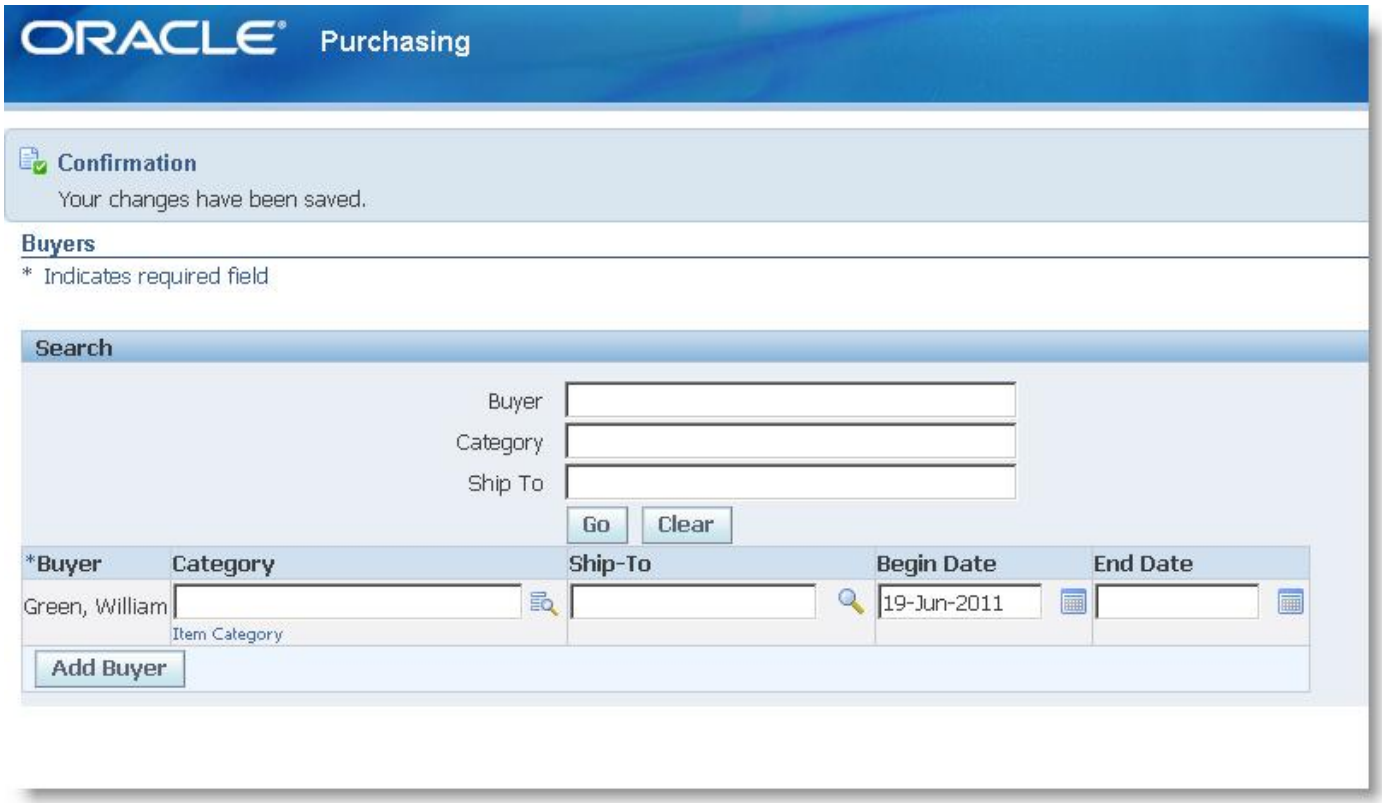

Below is a complete list of enabled and disabled buyers:

Buyer	Default : Ship-To	Effective : From	Effective : To
Green, William		19-Jun-2011	

Define Line Types

Purchasing automatically provides you with a line type of Goods that is quantity based. If Work in Process is installed, Purchasing also provides you with an Outside Processing line type. You can set up your purchasing options to copy a default line type for lines you add to every requisition, purchase order, RFQ, or quotation document. You can override the default line type for each document line you create.

Navigation Path: Setup ➔ Purchasing ➔ Line Types.

ORACLE Purchasing

Line Types

Search

Name

Description

Go Clear

Create

Name	Description	Value Basis	Purchase Basis	End Date	Update
Fixed Price Services	Fixed Price Services	Fixed Price	Services		
Fixed Price Temp Labor	Fixed Price Temporary Labor	Fixed Price	Temp Labor		
Goods	All goods that are individually recorded and printed out (by item class, unit, and unit price)	Quantity	Goods		
IGC CONTRACT COMMITMENT	IGC CONTRACT COMMITMENT	Amount	Services		
Outside processing	Outside processing line type	Quantity	Goods		
Rate Based Temp Labor	Rate Based Temporary Labor	Rate	Temp Labor		
Svcs - Amt	Sevices billed by amount	Amount	Services		
Svcs - Qty	Sevices billed by quantity	Quantity	Goods		

Be sure to update the following profile values in System Administrator:

- POR : Amount Based Services Line Type - Fixed Price Services
- POR : Goods Line Type - Goods
- POR : Rate Based Services Line Type - Svcs - Qty

Define Transaction Reasons

A transaction reason is a standard means of classifying or explaining the reason for a transaction. Transaction reasons can be used in all transaction forms.

Navigation: Inventory Responsibility ➔ Set Up ➔Transactions ➔ Reasons

Define Purchasing Options

Use the Purchasing Options window to define default values and controls for functions throughout Purchasing. You can often override purchasing options when you are creating documents.

You can define specific categories of options:

- Document Control

  Define control options, such as the receipt close point.
- Document Defaults

  Define default options, such as the minimum release amount.
- Receipt Accounting

  Define the accrual method and the accounts which Purchasing will use as for receipt accounting.
- Document Numbering

  Define the numbering method, numbering type, and next number for each of your documents.

Navigation: Set Up ➔Organizations ➔ Purchasing Options

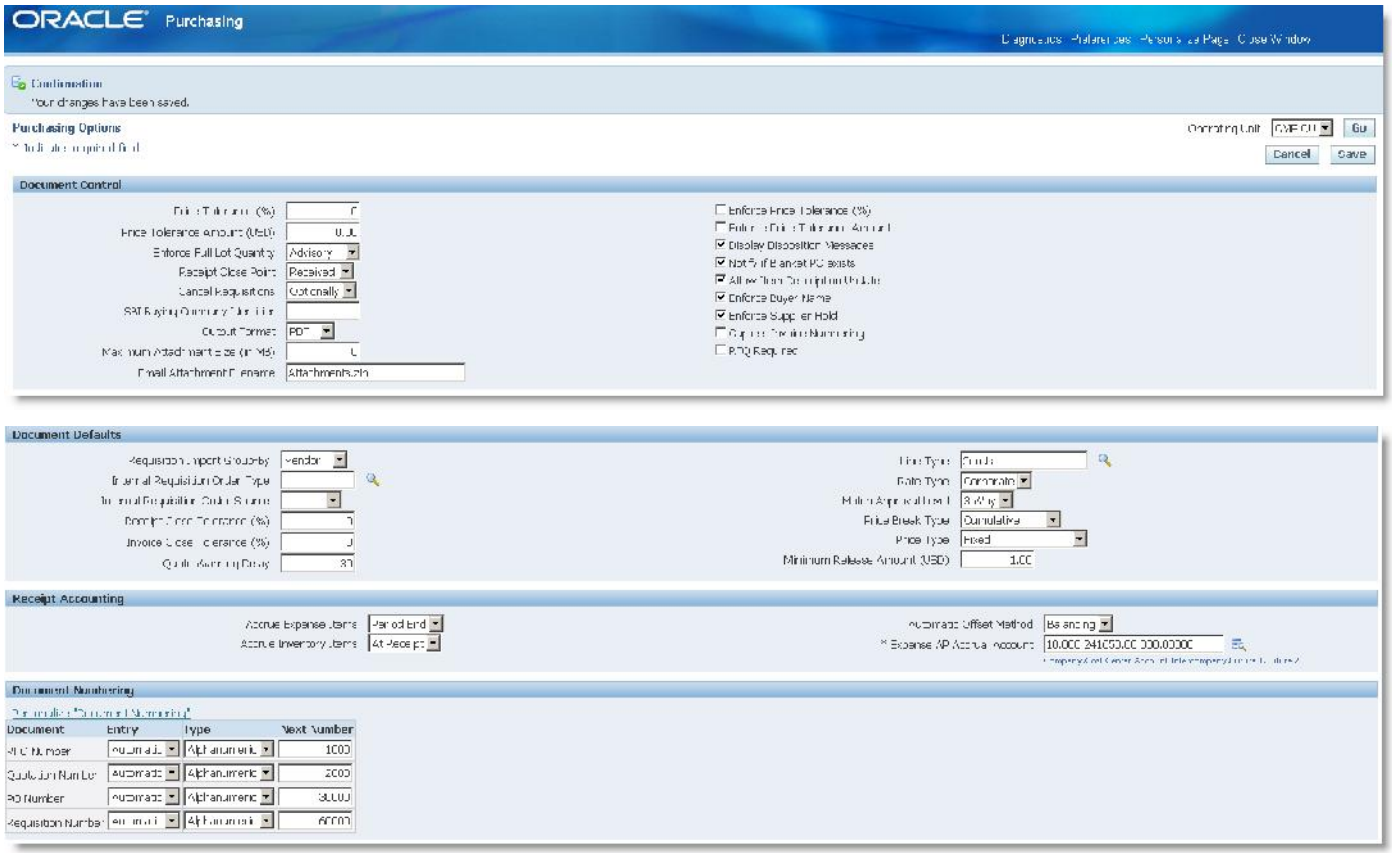

Define Receiving Options

Use the Receiving Options window to define options that govern receipts in your system. Most of the options that you set here can be overridden for specific suppliers, items, and purchase orders.

Navigation: Set Up ➔Organizations ➔ Receiving Options

GME INV - Item Master

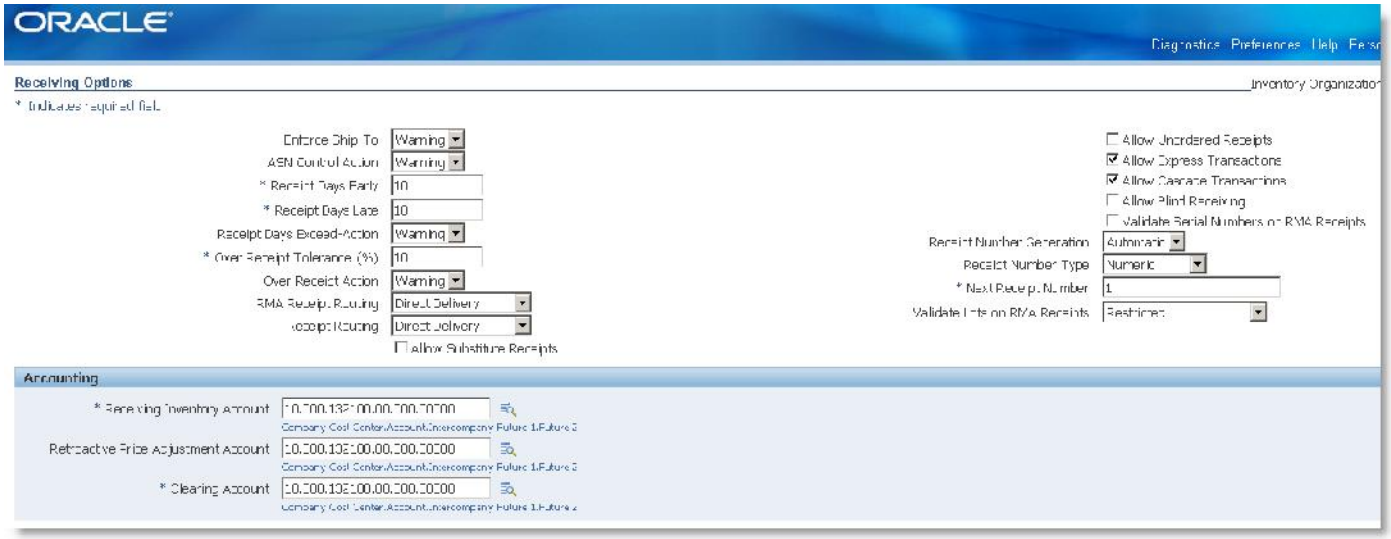

GME IO - Invoice Only

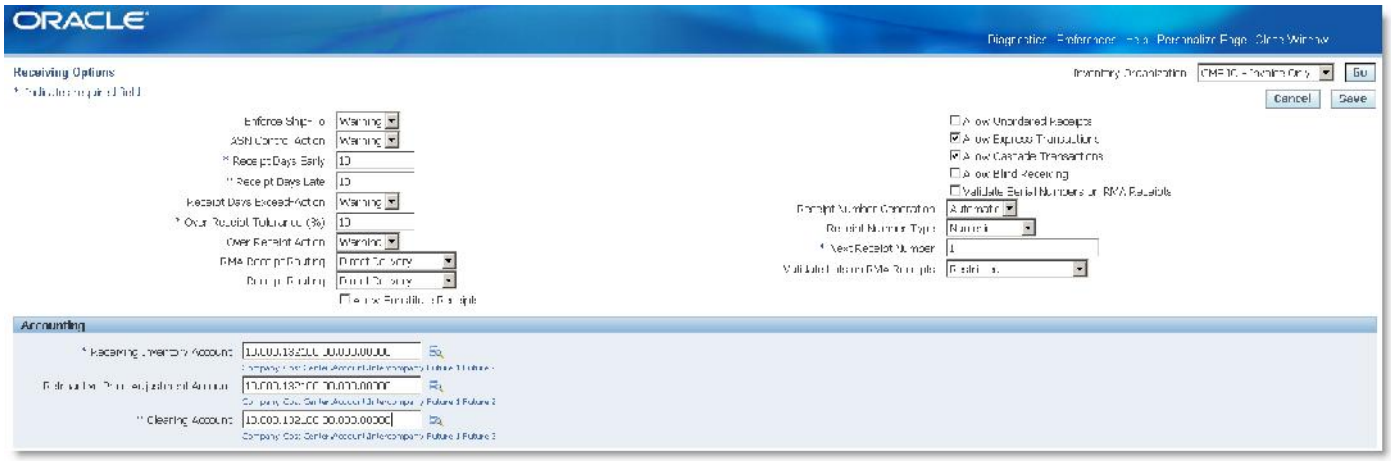

Open Purchasing Periods

Use the Control Purchasing Periods window to control the purchasing periods defined in the Accounting Calendar window. You use purchasing periods to create journal entries in your general ledger system. Purchasing lets you create journal entries only for transactions you enter in an open purchasing period. You create general ledger journal entries when encumbering requisitions, purchase orders or accruing receipts.

If you use encumbrance or budgetary control, Purchasing verifies that the GL Dates you provide on purchase order distributions and requisition distributions are within an open purchasing period.

If you use the Center-Led Procurement feature of Oracle Purchasing, you must insure that the purchasing periods remain open in all business units that you are likely to process purchase orders and receipts.

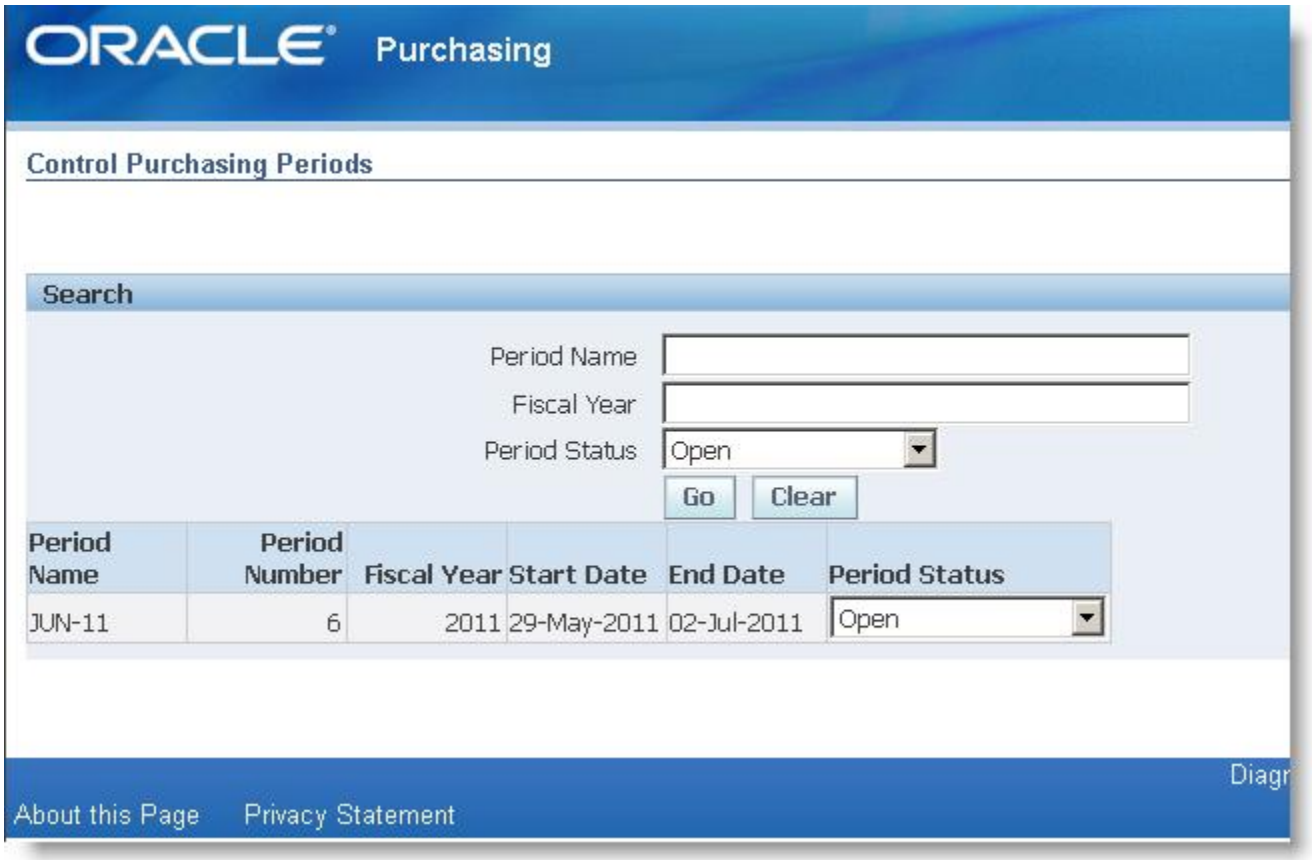

Open Inventory Periods

This task needs to be performed for each inventory organization in which you intend to perform purchasing activities.

Navigation: Inventory Resonsibility ➔ Accounting Close Cycle ➔ Inventory Accounting Periods

GME IO - Invoice Only

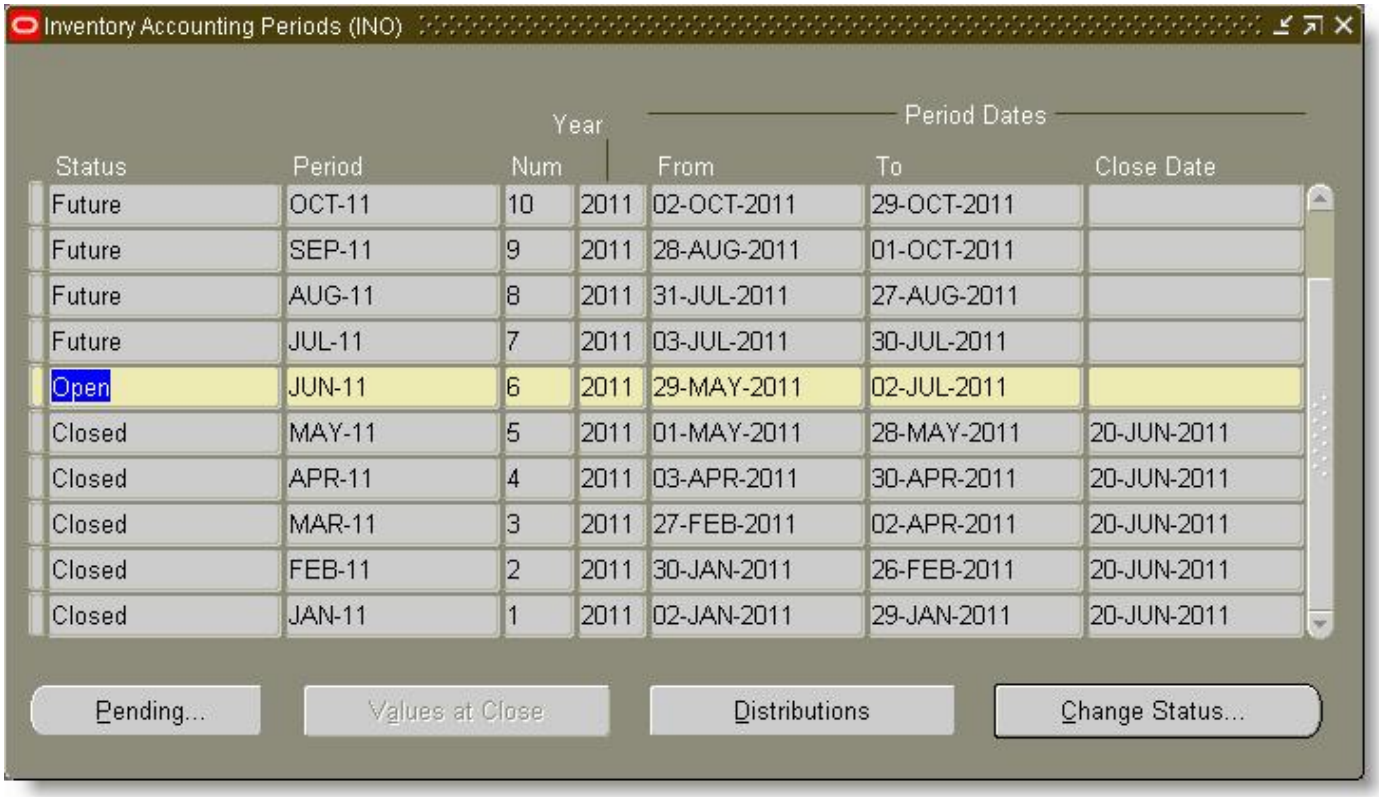

Note: Opened the first period (Jan-11) to the current period (Jun-11). Then closed all but the current period.

GME INV - Item Master

Inventory Accounting Periods (100)

Status	Period	Year Num	Year	Period Dates From	Period Dates To	Period Dates Close Date
Future	JUL-11	7	2011	03-JUL-2011	30-JUL-2011	
Open	JUN-11	6	2011	29-MAY-2011	02-JUL-2011	
Closed	MAY-11	5	2011	01-MAY-2011	28-MAY-2011	20-JUN-2011
Closed	APR-11	4	2011	03-APR-2011	30-APR-2011	20-JUN-2011
Closed	MAR-11	3	2011	27-FEB-2011	02-APR-2011	20-JUN-2011
Closed	FEB-11	2	2011	30-JAN-2011	26-FEB-2011	20-JUN-2011
Closed	JAN-11	1	2011	02-JAN-2011	29-JAN-2011	20-JUN-2011
Closed	DEC-10	12	2010	28-NOV-2010	01-JAN-2011	20-JUN-2011
Closed	NOV-10	11	2010	31-OCT-2010	27-NOV-2010	20-JUN-2011
Closed	OCT-10	10	2010	03-OCT-2010	30-OCT-2010	20-JUN-2011

Pending... | Values at Close | Distributions | Change Status...

Note: Opened period Jan-09 to the current period (Jun-11). Then closed all but the current period.

Define Suppliers

You may not need to perform this step if you have already installed and set up Oracle Payables or performed a common-applications setup. However, if this is your first time setting up Oracle Purchasing, you may need to set up purchasing specific options for your suppliers.

Navigation: Supply Base ➔ Suppliers

Start the Purchasing Database Administrator

Use the Purchasing Database Administration process to initiate concurrent processes that purge obsolete records in Purchasing interface tables and other temporary tables. The purging of obsolete data helps reduce memory load and improve system performance. You need to run this process only once because the AutoSubmit process resubmits itself daily after you submit it the first time.

Navigation: Reports ➔ Run

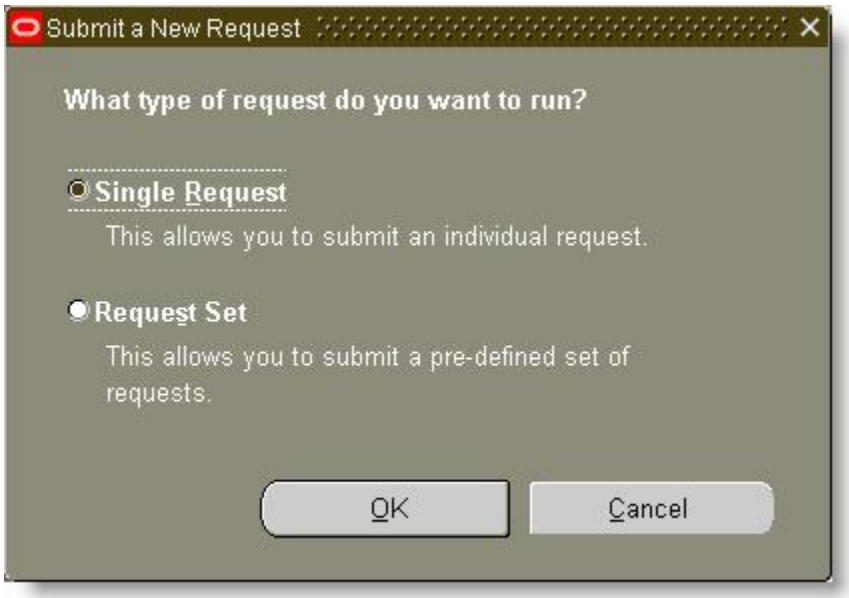

Submit Request

Run this Request...

Copy...

Name: Purchasing Database Adminstration

Operating Unit:

Parameters:

Language: American English

Language Settings... | Debug Options

At these Times...

Run the Job: As Soon as Possible

Schedule...

Upon Completion...

Save all Output Files

Layout:

Notify:

Print to: noprint

Options...

Help (C) | Submit | Cancel

Set Up Transaction Managers and Resubmission Levels

This step involves the following tasks:

- Start the following transaction managers.
  - Receiving transaction manager
  - Document approval manager
- Define resubmission intervals for concurrent processes. Contact your system administrator if you need help with this task.

Navigation: System Administrator Responsibility ➔ Concurrent ➔ Manager ➔ Administer

Define Invoice Matching Tolerances

Use the Invoice Tolerances Template window to define the matching tolerances you want to allow for variances between invoice, purchase order, and receipt information. You can define both percentage-based and amount-based tolerances.

Tolerances determine whether Payables places matching or tax holds on an invoice. When you submit Payables Invoice Validation for an invoice that you have matched to a purchase order or receipt, Payables checks that the invoice matches the purchase order or receipt within the purchase order matching tolerances you define.

If you enter a zero for a percentage tolerance and enable the check box for that tolerance, Payables will not allow any variance at all. If you want a low tolerance, you can enter a very small percentage. If you enter no value, then Payables will allow infinite variance.

Payables displays next to the tolerance field the name of the hold that Payables Invoice Validation applies to your invoice if the variance exceeds the tolerance you define.

Navigation: Accounts Payable ➔ SetUp ➔ Invoices ➔ Tolerances

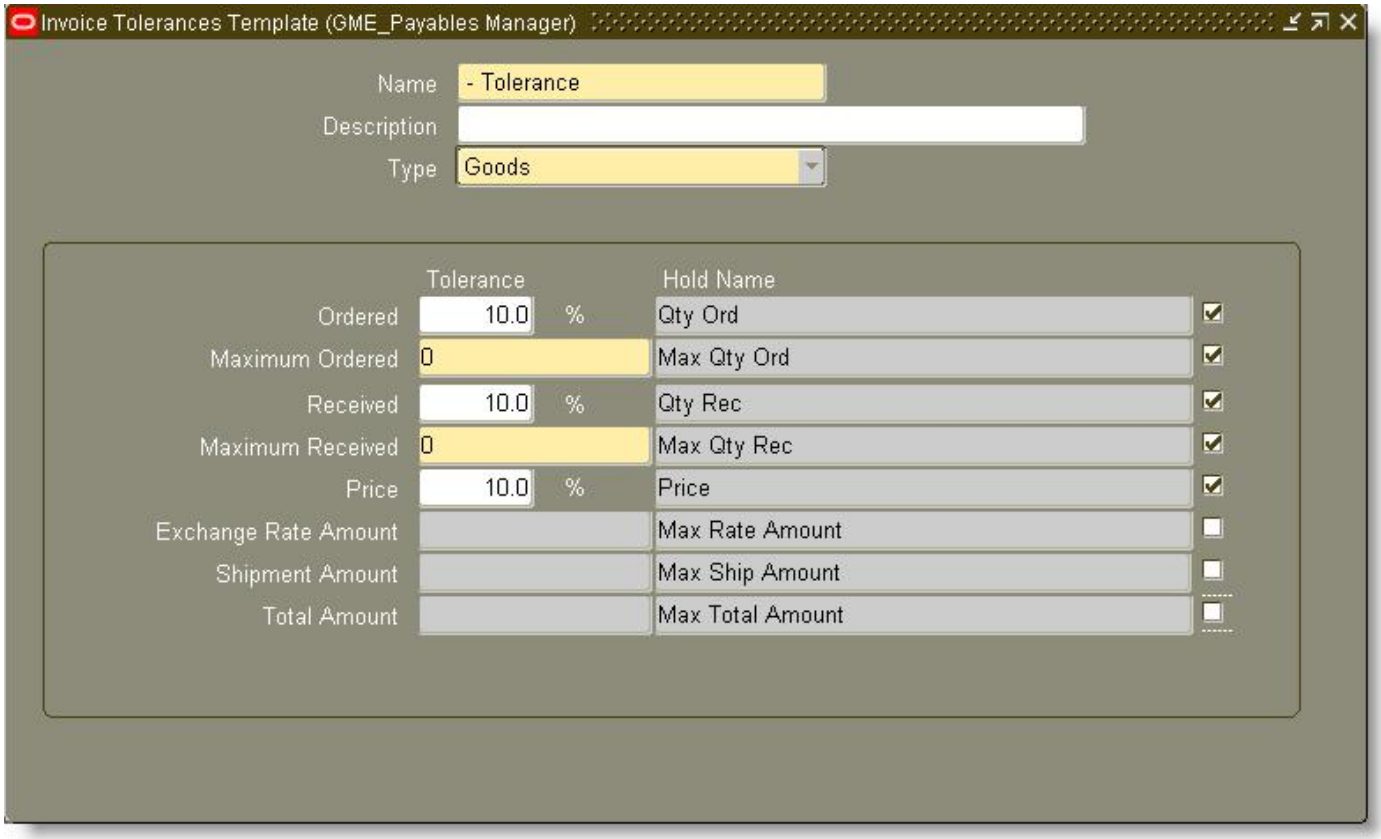

Company Confidential - For internal use only

Update Payables System Set Up

Update the Payables System Options to hold unmatched invoices.

Navigation: Accounts Payable ➔ Set Up ➔ Options ➔ Payable System Set Up

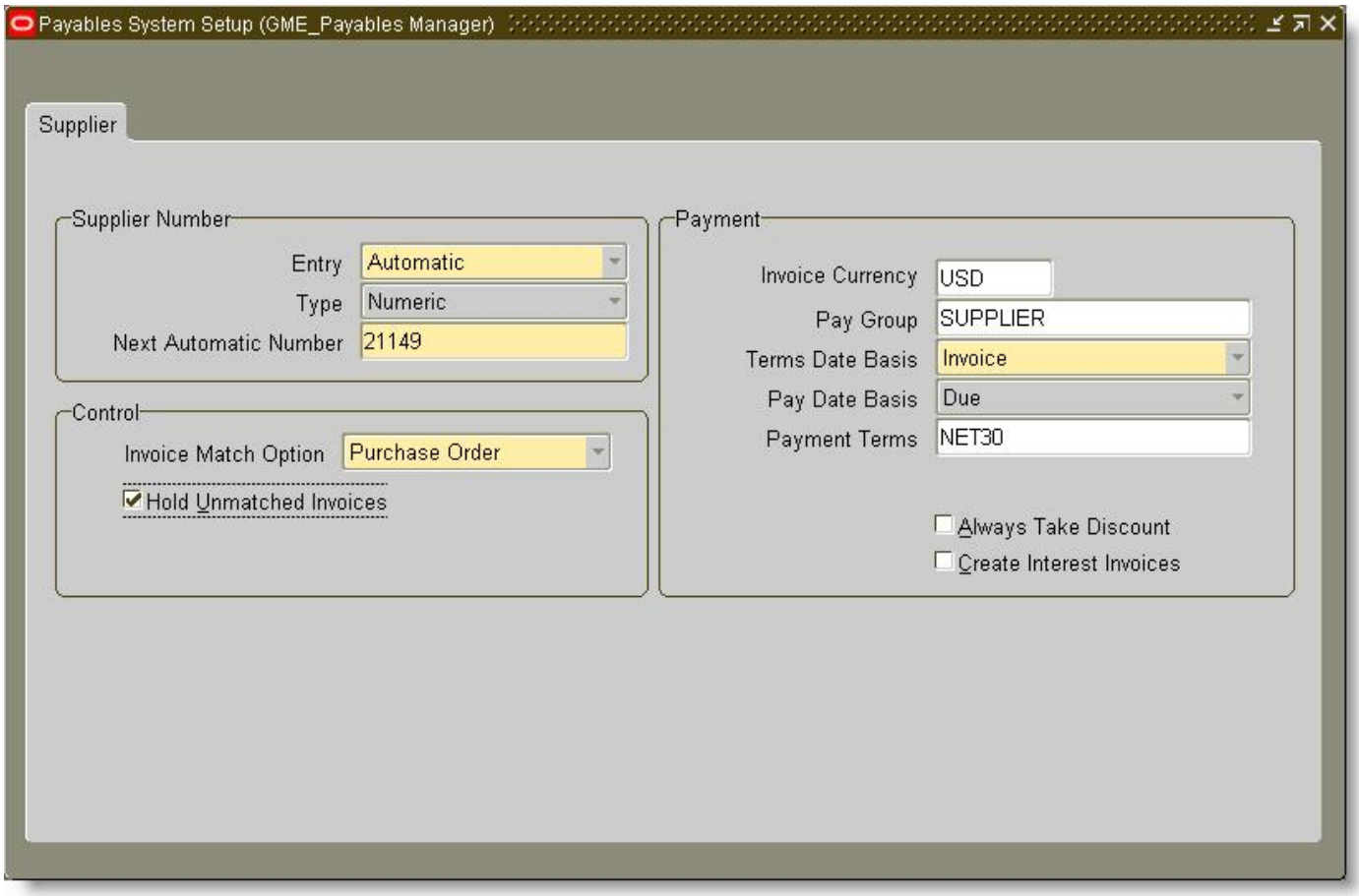

Company Confidential - For internal use only

Update Payables Options

Update the payables options matching tolerances.

Navigation: Accounts Payable ➔ Set Up ➔ Options ➔ Payable Options

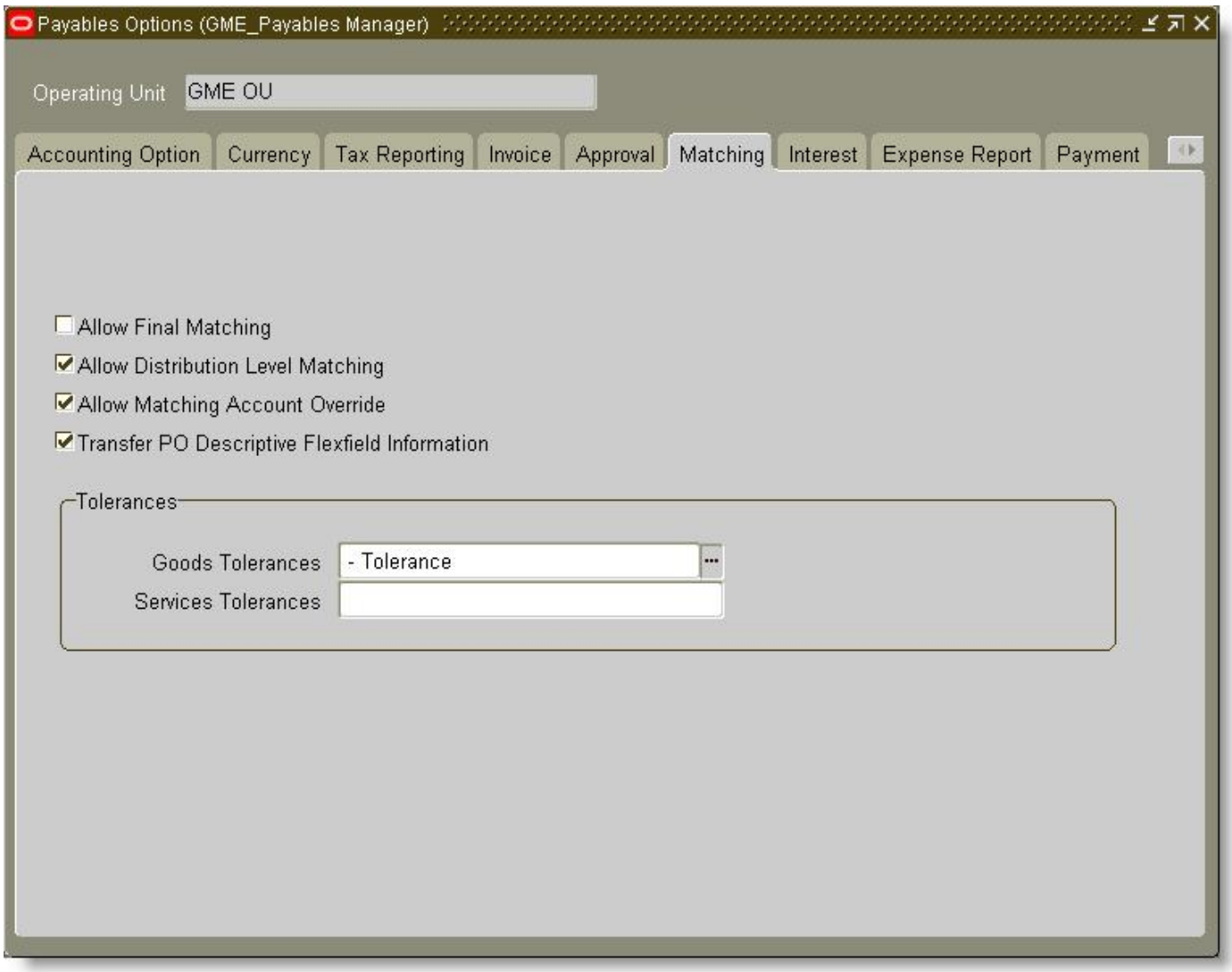

Define Purchasing Profile Options

During implementation, set a value for each Oracle Purchasing profile option to specify how Purchasing controls access to and processes data.

Profile options are grouped into one or more profile option categories enabling you to view only the profile options that pertain to your application or function.

Navigation: System Administrator Responsibility ➔ System ➔ Profiles

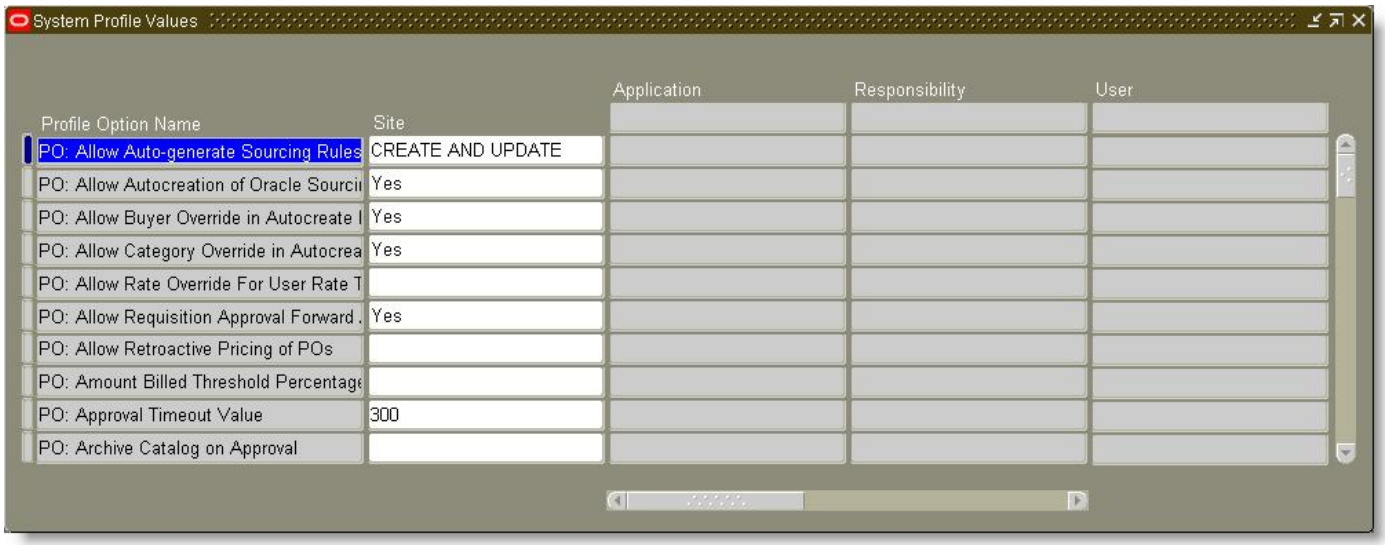

Profile	Value	Description
PO: Allow Auto-generate Sourcing Rules	UPDATE	Enables the Create and Update options on the Approval window for a Blanket document type.
PO: Allow Autocreation of Oracle Sourcing Documents	Y	Allow Autocreation of Oracle Sourcing Documents
PO: Allow Buyer Override in Autocreate Find	Y	Choose whether the defaulted buyer in the Find window can be overriden.
PO: Allow Category Override in Autocreate Find	Y	Choose whether the defaulted category in the Find window can be overriden.
PO: Allow Rate Override For User Rate Type		Allow user to override rate of User rate type
PO: Allow Requisition Approval Forward Action	Y	PO: Allow Requisition Approval Forward Action
PO: Allow Retroactive Pricing of POs		Allow Mass Update of Open Releases price with the latest applicable Blanket Price.
PO: Amount Billed Threshold Percentage		Reminder notifications will be sent if the amount billed on a Temp Labor line meets or exceeds this threshold.
PO: Approval Timeout Value	300	Approval Timeout to wait for the Doc Manager to return. Value in seconds.
PO: Approve Title		Title for the Approvals Block. Set from the Menu.
PO: Archive Catalog on Approval		Controls whether Blanket POs are archived on approval.

Profile	Value	Description
PO: Auto Apply Default Contract Template		Auto Apply Default Procurement Contract Templete
PO: Auto-approve PO after buyer's e-signature		Auto-approves PO after buyer's e-signature is captured
PO: AutoCreate GL Date Option	AUTOCREATE DATE	AutoCreate POs using the requisition GL date or the PO creation date
PO: Automatic Document Sourcing	N	Automatically default the source document on REQ's and PO's
PO: Automatically Deliver Drop Ship ASNs		Determine if Receiving should automatically process receipt and delivery transactions when accepting an inbound ASN from suppliers for drop ship orders.
PO: Cache Time To Live	15	Specifies the duration (in minutes) that data is cached in memory. A value of 0 disables caching.
PO: Change Supplier Site	Y	Allow change to vendor site on an approved PO
PO: Check open periods	Y	PO: Check open periods
PO: Contractor Assignment Completion Warning Delay		Reminder notifications will be sent if the assignment end date on a Temp Labor line is within the number of days specified by this profile.
PO: Contracts Enabled	N	Choose whether Procurement Contracts is enabled
PO: Convert Requisition UOM to Source Document UOM		Convert Requisition UOM to Source Document UOM
PO: Create ASBN invoices using AP interface tables	Y	PO: Create ASBN invoices using AP interface tables
PO: Create ASBN invoices using AP interface tables	Y	PO: Create ASBN invoices using AP interface tables
PO: Custom Measure Precedence	OU-COMMODITY	Precedence for selecting custom measure definition
PO: Default Need-By Time	0:00	Time defaulted to need-by dates in PO
PO: Default PO Promise Date from Need By Date		Default PO Promise Date from Need By Date during Autocreate
PO: Default Requisition Grouping		
PO: Default Supplier Item Catalog Option	PURCHASE_HISTORY	Default results block in Supplier Item Catalog window
PO: Display Find on Open Catalog		Display or skip Find Window when Supplier Item Catalog is opened from a requisition or purchase order
PO: Display VMI Warning	Y	
PO: Display the Autocreated Document	Y	Choose whether to bring up the Autocreated Document (PO or Release) when that document is Autocreated.
PO: Display the Autocreated Quotation	Y	Choose whether to bring up the Autocreated Quotation when that document is autocreated.
PO: Document Builder Default Document Type	NEW_PO	

Profile	Value	Description
PO: ERS Aging Period	0	Aging period (days) before an invoice is created out of a receipt
PO: ERS Invoice Number Prefix	ERS	User Defined Prefixes for ERS Generated Invoices
PO: Enable Direct Delivery To Shop Floor		Choose whether to enable Direct Delivery To Shop Floor
PO: Enable Services Procurement	N	Profile indicating whether Services Procurement is enabled for the site.
PO: Generate Amendment Documents	Y	Controls whether amendment documents are generated during printing of a Purchasing document. This option is only valid for documents containing Contract Terms.
PO: In File Path		
PO: Item Cross Reference Warning		Cross reference type used to display a diposition warning
PO: Legal Requisition Type	BOTH	Indicates type of Requisitions which may be entered.
PO: MFG Organization ID		Inventory Organization
PO: Notification Lines Display Limit	20	PO: Notification Lines Display Limit
PO: Override Approved Supplier List Status	N	Perform actions that are prevented for an ASL entry
PO: Price Tolerance (%) for Catalog Updates		Price tolerance percentage value used by Catalog update import process to determine if manual intervention is required before accepting the price increase
PO: Release During ReqImport	Y	Automatically create releases during ReqImport
PO: Restrict Requisition line modify to quantity split	N	PO: Restrict Requisition line modify to quantity split
PO: Secondary Email address		
PO: Set Debug Concurrent ON	N	Enable/Disable debug mode for PO concurrent programs
PO: Set Debug Workflow ON	N	Enable/Disable debug mode for PO workflows
PO: Supplier Consigned Enabled	Y	Profile option for enabling consigned from supplier features
PO: Supplier Pricing Method	LAST PRICE	User definable method by which Requisitions and Purchase Orders will derive supplier prices
PO: Terms and Conditions filename		
PO: UOM Class for Temp Labor Services	Time	UOM Class used for line types with "Rate" Value Basis.
PO: Use Need-by Date for Default Autocreate Grouping		Use Need-by Date for Default Autocreate Grouping
PO: Use P-Cards in Purchasing	N	Choose whether pcard is used in Purchasing
PO: Use Requisition Line Numbers on Autocreated Purchase Order Lines	Y	Use Requisition Line Numbers on Autocreated Purchase Order Lines

Profile	Value	Description
PO: Use Ship-to for Default Autocreate grouping		Use Ship-to for Default Autocreate grouping
PO: VMI Enabled	N	Profile Option for enabling VMI features
PO: Validate Need-by Time For Requisition Submit		Whether to Validate or not with the Timestamp on Need-by-date on requisition
PO: View receipt mode		View Receipt Mode Option
PO: Warn if RFQ Required before Autocreate	N	Choose whether the system should display a warning if you try and autocreate a req line onto a document, and the req line has RFQ required set to yes and it hasn't been put on an RFQ
PO: Write Server Output to File		Controls whether server output from dbms_output calls is written to file or standard out
PO: cXML From Domain		Indicates buyer's domain.
PO: cXML From Identity		Buyer's identity on the cXML From Domain.
PO:Enable Sql Trace for Receiving Processor	N	Enables Database Sql Trace for debugging the Receiving Transaction Processor.
PO:Fax Output Directory for the Control File		Directory for the Control file location in case of communication via FAX
PO:Fax Output Directory for the PO Document		Directory for the PDF location in case of communication via FAX
PO:Override Funds Reservation		Override funds reservation failure and reserve the document if this flag is set to Y.
PO:Use Document GL Date to Unreserve		Use the Document's GL Date, if open and this flag is set to Y. This applies to Unreserve, Cancel, Final Close, Reject and Return actions.
PO:Workflow Processing Mode	ONLINE	Approval Workflow Processing Mode
RCV: Allow routing override		Allow receiving routing controls to be overridden
RCV: Debug Mode	Y	When this mode is set to yes, messages get printed to the log file.
RCV: Default Include Closed PO Option		Default Include Closed PO Option in the Enter receipts find window
RCV: Fail All ASN Lines if One Line Fails	N	Fail validation on all Advanced Shipment Notice lines if one line fails validation
RCV: Fail Item Transaction If Charge Fails		If set to Yes, RTP will fail item transactions whose charge processes fail.
RCV: Print Receipt Traveler	N	Automatically submit receipt traveller report upon receipt
RCV: Processing Mode	IMMEDIATE	Transaction processing mode for Integrated receiving

Open and Closed Issues

Open Issues

1. None

Closed Issues

Company Confidential - For internal use only